



**DH_XVR5x16-X_MultiLang_
V4.001.0000000.3.R.200228**

Release Notes

ZHEJIANG DAHUA VISION TECHNOLOGY CO., LTD.

Copyright

© 2020 ZHEJIANG DAHUA VISION TECHNOLOGY CO., LTD. All rights reserved.

This document cannot be copied, transferred, distributed, or saved in any form without the prior written permission of Zhejiang Dahua Vision Technology Co., LTD (hereinafter referred to as "Dahua").

The products described in this document may contain the software that belongs to Dahua or the third party. Without the prior written approval of the corresponding party, any person cannot (including but not limited to) copy, distribute, amend, abstract, reverse compile, decode, reverse engineer, rent, transfer, sublicense the software.

Trademarks

 and **HDCVI** are the trademarks or registered trademarks of Dahua.

All other company names and trademarks mentioned herein are the properties of their respective owners.

Disclaimer

- These release notes are for reference only, and the actual product shall prevail.
- Succeeding products and release notes are subject to change without notice.
- If there is any uncertainty or controversy, please refer to our final explanation.

Table of Contents

Legal Information	I
Release Notes	1
1.1 Overview	1
1.2 Basic Functions and Applications	1
1.3 New Features.....	1
1.4 Instructions for New Features.....	2
1.4.1 Video Playback	2
1.4.2 Quick Operations on Main Menu.....	4
1.4.3 New languages supported: Hebrew, Turkish, Indonesian, Ukrainian	5
1.4.4 One-click Arming/Disarming	5
1.4.5 HIK Vision 4K TVI Camera Access.....	6
1.5 Fixed Bugs	6
1.6 Compatibility.....	7
1.7 Software Environment.....	7
1.8 Pending Issues.....	7
1.9 Upgrade Guide.....	7

1.1 Overview

Item	Description
Product name	DIGITAL VIDEO RECORDER
Version	V4.001.0000000.3
Product model	DH-XVR5108H-4KL-X-8P;DH-XVR5208AN-4KL-X-8P;DH-XVR4232AN-X;DH-XVR5108H-4KL-X;DH-XVR5108HS-4KL-X;DH-XVR5116H-X;DH-XVR5116HE-X;DH-XVR5116HS-X;DH-XVR5208AN-4KL-X;DH-XVR5216A-X;DH-XVR5216AN-X;DH-XVR7104E-4KL-B-X;DH-XVR7104E-4KL-X;DH-XVR7108E-4KL-B-X;DH-XVR7108E-4KL-X;DH-XVR7108HE-4KL-X;DH-XVR7208A-4KL-X;DH-XVR1B16H;DH-XVR5416L-X;DH-XVR5816S-X;DH-XVR5216AN-X-16P;
Software package information	DH_XVR5x16-X_MultiLang_V4.001.0000000.3.R.200228.zip
OS requirement	None
Release date	2020-02-28

1.2 Basic Functions and Applications

This series of product is to work with the camera and HDD to monitor the specified position in the indoor environments. It can monitor, playback and support remote surveillance, once the device is connected to the network. It supports cellphone monitor from anywhere anytime with the Internet.

This series of product supports five camera signals (CVI, AHD, TVI, CVBS, and IPC) and can connect to the popular signal types on today's market. It can use the original coaxial cable and support network cable too. It is suitable to upgrade the current system; at the same time, it can meet the expansible requirements of new projects.

CVI product has entered the H.265 era. With the lower bit stream, and higher compression technology, it can reduce storage space and network transmission data.

1.3 New Features

For new H.265 series products with new software security baseline, the following features are added:



Features might vary from different models, and the actual product shall prevail.

No.	Feature	Description
1	Optimized Video playback	Supports selecting/canceling multiple or all channels Supports dragging the vertical line on the time bar to rapidly view the playback in iframe format. Supports dragging the time bar to view playback of the target time. Supports thumbnail pictures displaying.
2	Quick Operation Bar	Added quick operation bar in sub menus and setting pages for easy access to other modules.

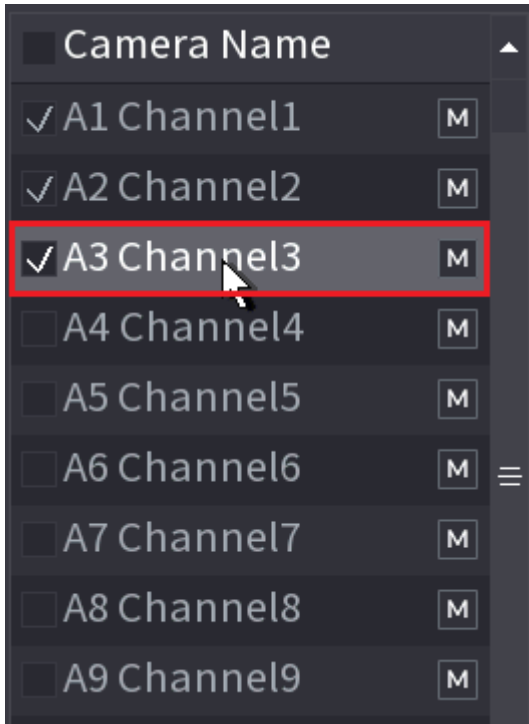
		Added page turning function on the main menu interface.
3	New languages	Hebrew, Turkish, Indonesian, Ukrainian.
4	One-click arming/disarming	Support for one-click to arm or disarm alarm linkage actions.
5	HIK Vision 4K TVI camera access	Support for HIK Vision 4K TVI camera access.
6	Exporting video playback of smart detection in MP4 format	Supports exporting local and web SMD data in MP4 format. Supports exporting local and web face detection data in MP4 format. Supports exporting local and web IVS detection data in MP4 format.
7	Optimized camera list related functions	Supports entering sub stream URL when selecting Custom as protocol during manually adding IPC. Supports searching remote devices by IP address, MAC address and device name. Supports entering IP address in IPV6 format when private protocol is selected.
8	Optimized channel sequence function	Channel sequence function is optimized for easy to use.
9	Optimized backup function	The backup progress on web automatically stops when web is closed. Supports displaying remaining time when backing up files.
10	Optimized password resetting function	Removes forgetting password function on web, and you can only find back password on local interface.
11	Security center	Supports scanning device security status. Optimizes and integrates security-related functions in one interface.
12	SSH function	Supports SSH function.
13	Detailed information for disk errors	Disk error details will be shown in the log.
14	Secondary authentication function	You need to re-enter the password of admin account when formatting a HDD or restoring factory defaults.
15	Optimized sub screen function	The sub screen can display alarm message when an alarm is triggered.

1.4 Instructions for New Features

1.4.1 Video Playback

i. **Selecting/canceling multiple or all channels**

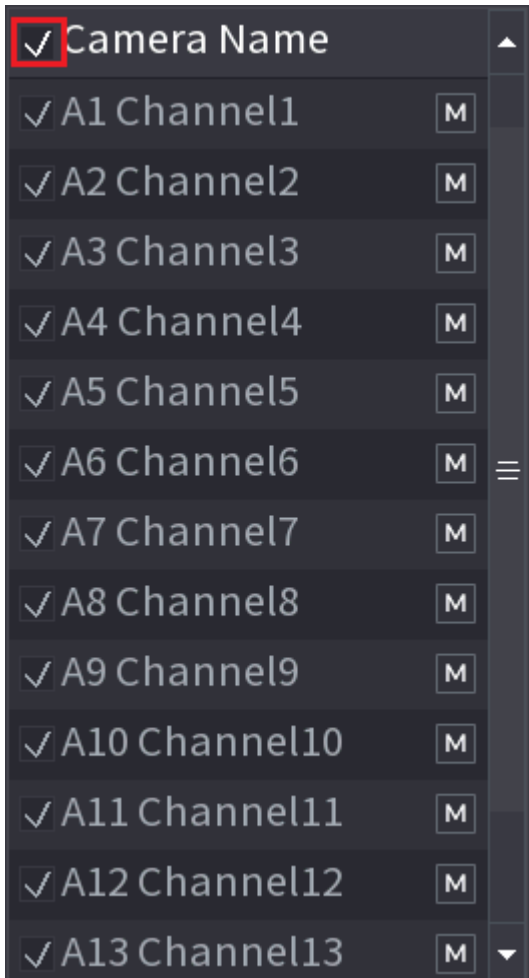
Selecting multiple channels: Click and hold a channel (the background color of the selected channel shall change) in the channel list, and move mouse pointer down to the target channel, and then release mouse.



Selecting all channels: Select **Channel Name** to select all channels, and cancel **Channel Name** to cancel all channels in one step.

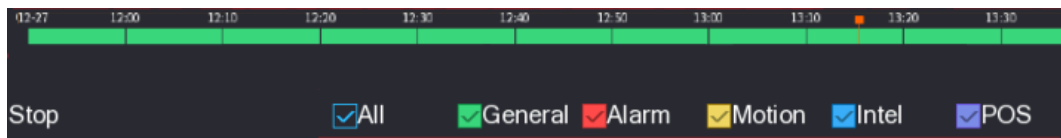


You can select up to 16 channels by selecting **Channel Name**.

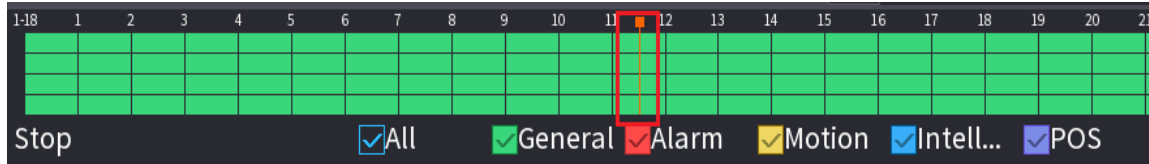


- ii. Removes **Sync** check box in video playback interface. This release simultaneously plays recorded videos of

different channels in the same period in multi-channel view.

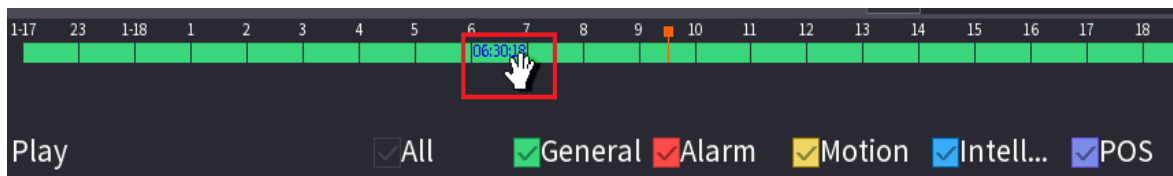


- iii. **Dragging vertical line on time bar (iframe):** When playing back videos, you can drag the vertical orange line on the time bar to rapidly view the playback in iframe format.

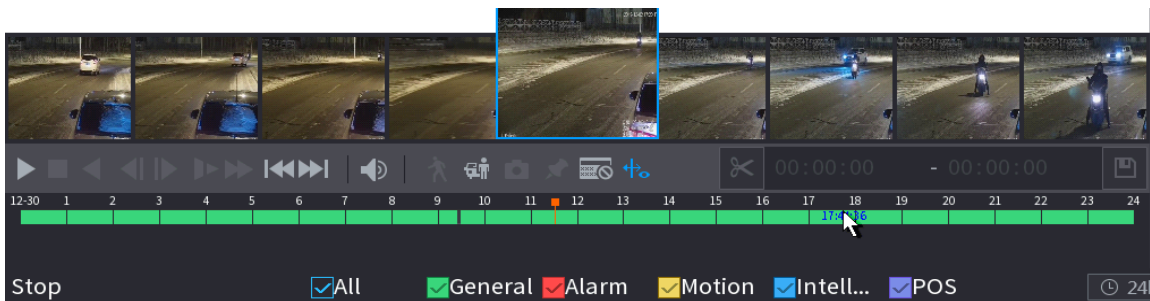


- iv. **Dragging on time bar:** Click and hold the time bar, and the mouse pointer shall change to a hand icon, and then you can drag to view the playback of the target time.

1. Supports dragging forward and backward. Supports cross- day dragging, and the date in the calendar automatically updates to the target time.
2. Supports dragging in window split mode. The time displayed on time bars changes synchronously when dragging.



- v. **Displaying thumbnail pictures:** When playing back video in one channel mode, you can move mouse pointer to time bar for 0.1 seconds to display thumbnail pictures for the video of selected time. 8 pictures before and after the selected time in total will be displayed at most, and 1 picture of the selected time will be displayed.



1.4.2 Quick Operations on Main Menu

- i. Shortcut icons for sub menus (except for **SEARCH** sub menu) and setting pages on local GUI to quickly jump to other modules: Enter a sub menu or setting page, this document uses **BACKUP** sub menu as an example. You can find shortcut icons upper in the interface. The icon of the current submenu or setting page displays in highlight and other icons in dim color. When you move mouse pointer to another icon, the icon will display in highlight, and then you can click the icon to enter the submenu or setting page.



The **SEARCH** sub menu does not support shortcut icons.



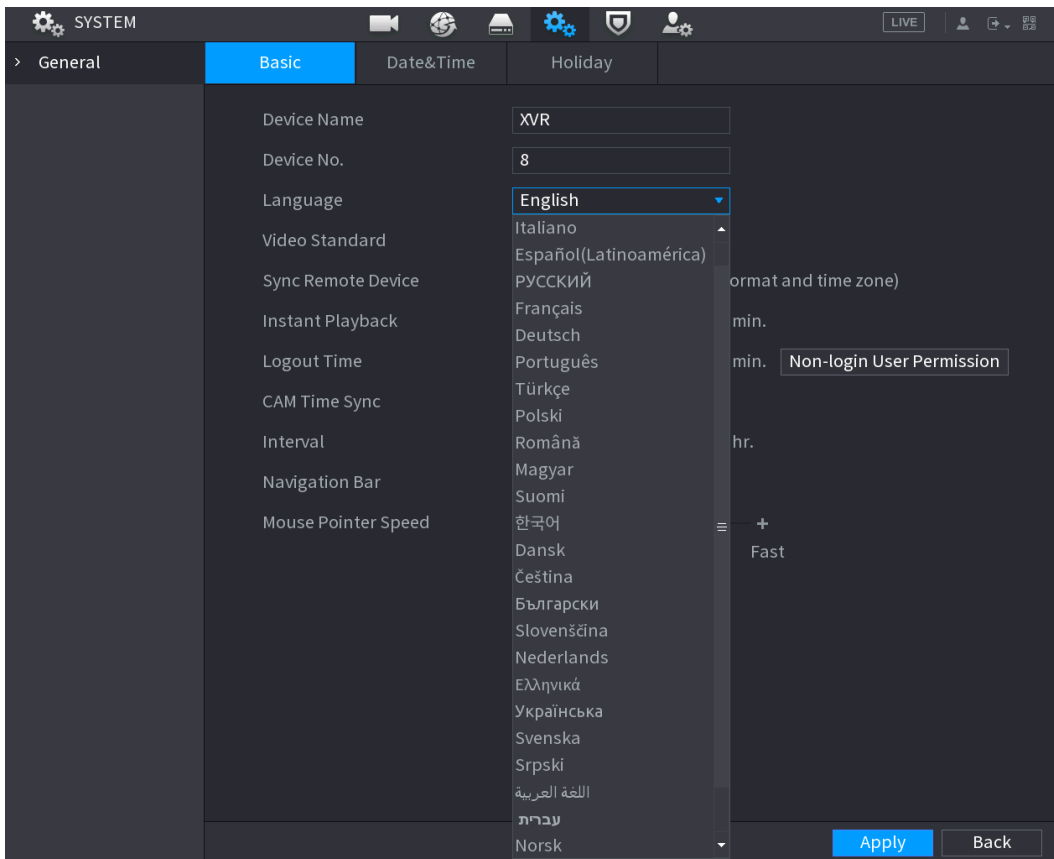


- ii. **Switch icon to turn page:** Both local GUI and web support this function.



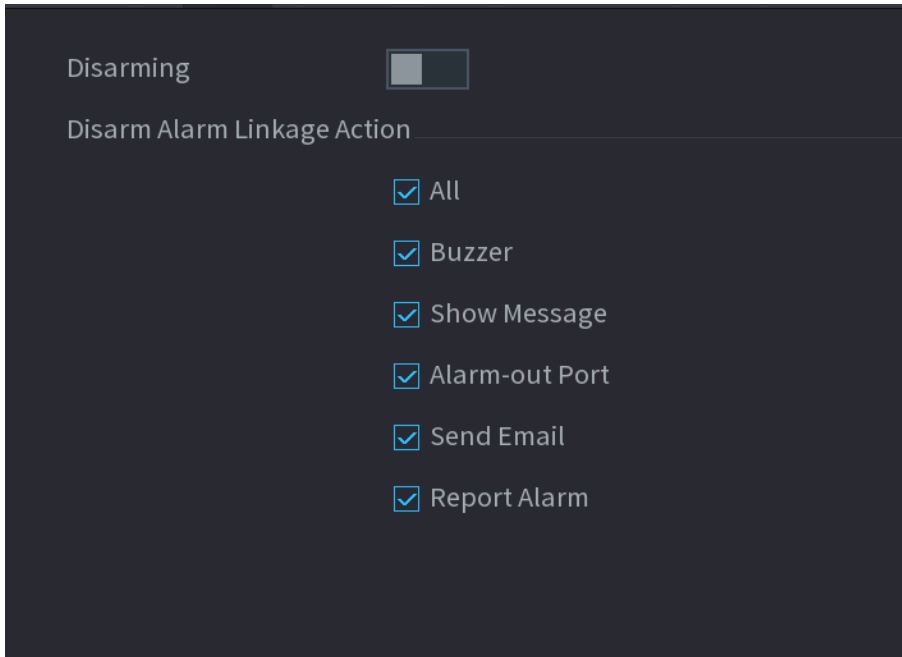
1.4.3 New languages supported: Hebrew, Turkish, Indonesian, Ukrainian

This release supports four new languages: Hebrew, Turkish, Indonesian, Ukrainian. You can set those languages in start-up wizard or in **SYSTEM > General > Basic**.



1.4.4 One-click Arming/Disarming

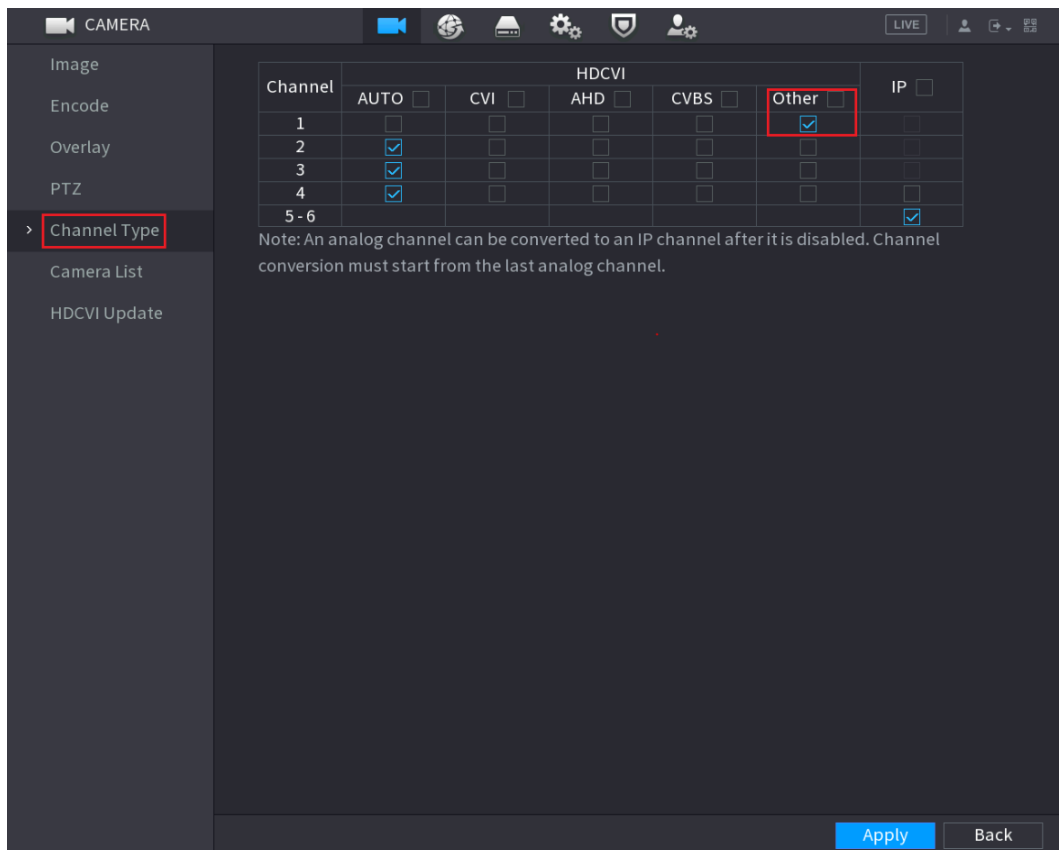
Support for one-click to arm or disarm alarm linkage actions in **ALARM > Disarming**.



1.4.5 HIK Vision 4K TVI Camera Access

Support for HIK Vision 4K TVI camera access, and the encode format is identical to 4K CVI.

- When the current access camera is a TVI camera, select **Other** in **Channel Type** tab.



1.5 Fixed Bugs

N/A

1.6 Compatibility

Current version is V4.001.0000000.3.R

1.7 Software Environment

Platform	Model	Version
Baseline software	SmartPss	General_SMARTPSS-Win64_ChngEng_IS_V2.003.0000001.0.R.191028.zip General_SMARTPSS-Win32_ChngEng_IS_V2.003.0000001.0.R.191028.zip
	NETKB5000	General_NKB5000_MultiLang_SDA_V3.212.0000000.0.R.191105.BIN
	NETKB1000	General_NKB1000_ChngEng_V2.620.0000000.0.R.20180115.zip
	DSS	DSS-PRO General_DSS-PRO_Win64_IS_V7.002.0000003.0.R.20191008.exe DSS express General_DSS-Express_win32_IS_V1.000.0000003.1.R.20190817.exe
	NetSDK	General_NetSDK_Eng_Win64_IS_V3.051.0000005.1.R.190910.7z General_NetSDK_Eng_Win32_IS_V3.051.0000005.1.R.190910.7z
	ConfigTool	General_ConfigTool_ChngEng_V4.011.0000003.5.R.20190722.zip
Decoder	General_NVD0405DH-4K_Eng_P_V3.200.0002.1.R.20180116.zip	
Player	General_SmartPlayer-Win32_Eng_IS_V4.000.0000001.4.R.191009.zip	
Cell phone	iDMSS V4.91.002 gDMSS V4.90.000	

1.8 Pending Issues

N/A

1.9 Upgrade Guide

- The upgrade mode includes configtool, web and USB device. Please refer to the upgrade manual for detailed information.
- During the upgrade process, some functions are null, such as record and network preview. After upgrade and reboot process, the device becomes OK.
- The previous device settings remain the same.
- During the upgrade process, do not shut down the device or unplug the power cord. Otherwise, the device may become malfunction and cannot boot up.

ZHEJIANG DAHUA VISION TECHNOLOGY CO., LTD.

Address: No.1199, Bin'an Road, Binjiang District, Hangzhou, P.R. China

Postcode: 310053

Tel: +86-571-87688883

Fax: +86-571-87688815

Email: overseas@dahuatech.com

Website: www.dahuasecurity.com